3.1 HYW Serie technische gegevens IP69K / *HYW Series technical data IP69K*

4 polig / *pole* - 1500 rpm													HYW
Type	P	n	IE	I_n	I_s/I_n	η			cos	T_n	T_s/T_n	T_{max}/T_n	Gewicht / Weight
	kW	rpm	class	A	A	100%	75%	50%	φ	Nm	Nm	Nm	kg
63A	0,12	1440	IE2	0,44	7,5	72	-	-	0,57	0,8	3,5	4,5	10
63B	0,18	1440	IE2	0,58	7,5	75	-	-	0,62	1,2	3,5	4,5	12
71A	0,25	1440	IE2	0,7	8,0	77	-	-	0,64	1,7	4,0	5,0	13
71B	0,37	1440	IE2	1,1	8,0	79	-	-	0,64	2,5	4,0	5,0	16
80A	0,56	1460	IE2	1,5	9,0	81	-	-	0,67	3,6	4,5	5,4	22
80B	0,75	1460	IE3	2,1	9,0	83	81	78	0,67	4,9	4,9	5,6	25
90S	1,1	1460	IE3	2,9	9,0	84	82	81	0,7	7,2	4,8	6,0	32
90L	1,5	1460	IE3	4	9,5	85	84	83	0,7	9,8	4,8	6,0	40

3.1.1 Afmetingen EURONORM RVS TENV motoren / *Dimensions EURONORM CRES TENV motors*

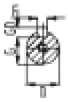

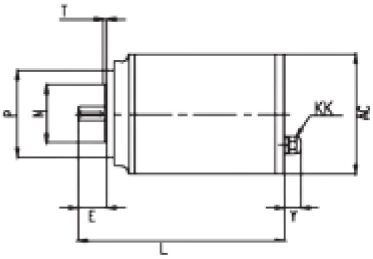

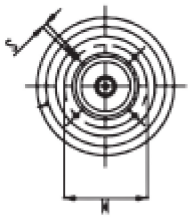

B14 flens /
B14 flange

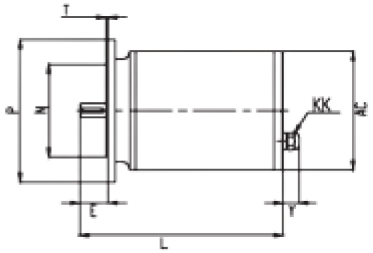

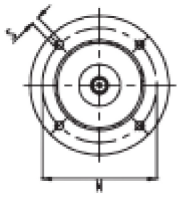

B5 flens /
B5 flange

HYW serie / *series*															
Type	DE	NDE	KK	M	N	P	R	n x S	T	M	N	P	R	n x S	T
63	6202 2RZ	62022RZ	M16X1.5	115	95 j6	140	≤0	4x10	3	75	60 j6	90	≤0	4xM6	2,5
71	6202 2RZ	62022RZ	M20X1.5	130	110 j6	160	≤0	4x10	3,5	85	70 j6	105	≤0	4xM6	2,5
80	6205 2RZ	6203 2RZ	M20X1.5	165	130 j6	200	≤0	4x12	3,5	100	80 j6	120	≤0	4xM6	3
90S/L	6205 2RZ	62032RZ	M25X1.5	165	130 j6	200	≤0	4x12	3,5	115	95 j6	140	≤0	4xM8	3

HYW serie / *series*								
	As / *Shaft*					Algemeen / *General*		
Type	D	E	F	G	GD	AC	Y	L
63A	11 j6 M4	23	4	8,5	4	131	22	228
63B								243
71A	14 j6 M5	30	5	11	5	131	25	265
71B								285
80A	19 j6 M6	40	6	15,5	6	166	25	266
80B								288
90S	24 j6 M8	50	8	20	7	166	30	333
90L								373